

Standard Ferry Concept, D37-10-Closed type Svendborg-Skarø-Drejø (Svendborg)



Main particulars

Length overall	37.0	m
Length of waterline (approx.)	37.0	m
Breadth moulded	10.5	m
Breadth over fenders	10.9	m
Depth to car deck	3.8	m
Scantling draught	2.3	m
Deadweight	110	ton
Payload	80	ton
Gross tonnage	< 500	GT
Passenger capacity (winter/summer)	98/147	PAX
Crew (winter*/summer)	2/3	
Vehicle capacity (cars only)	19	
Lane meters (total)	85.0	m
Truck lane meters	22.0	m
Indoor/outdoor seats	78/75	

*Winter crew only applicable if approved by Danish Maritime Authorities.

Configuration

- Office & crew toilet at car deck
- Salon at salon deck
- Panorama salon, crew area & outside area at sun deck
- Center wheelhouse

Tank capacities

Fresh water	2x 3.0	m ³
Sewage	8.0	m ³
Bilge	1.5	m ³

Energy solution (electric)

Battery capacity incl. emergency	2x 1800	kWh
Charging power	4240	kW
Charging amperage @ 400 V	7200	A
Charging time for round trip	25	min

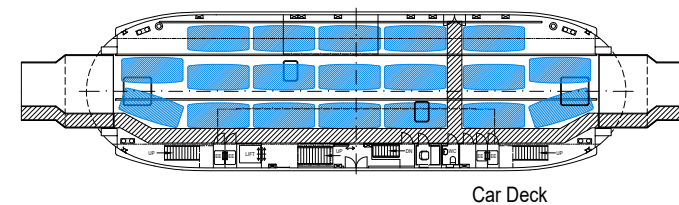
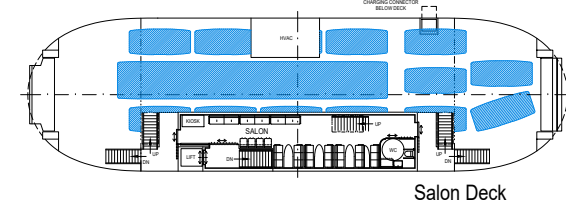
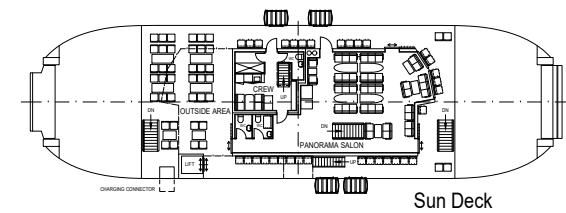
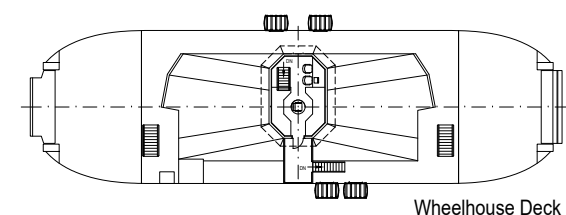
Performance

Service speed	8-11	kn
Max. speed (approx.)	11	kn
Round trip time incl. charging	2:56	hours
Propulsion power**	175-714	kW
Hotel load	68	kW
Max. available propulsion power	2x 375	kW
Energy consumption for roundtrip	1624	kWh

**At service speed & scantling draught incl. 15% sea margin

Propulsion system

Working principle	Cyclorotor/Azimuth thruster
Units, fwd./aft	1/1



All information and figures are given in good faith and believed to be correct, but without any guarantee or liability.

DENMARK: Odense Maritime Technology A/S • Phone: +45 4580 2037 • E-mail: omt@odensemartime.com • **WEB:** <http://www.odensemartime.com>